



STANDARD FEATURES

- 14-12 Gauge powder coated housing
- Safe quiet operation < 83db @ 5'
- Industrial UL listed control panel with blower VFDs (standard)
- Reclaim drawer (standard), fluidized reclaim hopper (standard)
- 99.9% efficient 80/20 Nano-Fiber Filters
- Automatic Back Pulse Cleaning
- Redundant Second Stage Filters
- Pre-wired control panel

INDUSTRIES FOR POWDER RECOVERY COLLECTORS



Aerospace
& Defense



Manufacturing
& Industrial




Automotive



Heavy Equipment
& Fleet Refinish

Rohner Powder Recovery Collectors are compact, high-efficiency, cartridge-style collector modules with standard capacities of 4,000 to 10,000 CFM, and they are our recommended choice for batch and conveyorized manual-application powder coating systems. Engineered to the highest industry standards, the low-static design of our powder recovery collectors incorporates a high filter cloth-to-air ratio, constant digital transducer filter static monitoring, and automatic cycle start/stop back pulse filter cleaning. These factors result in reduction of blower HP and lower compressed air requirements, which extends filter life and reduces energy consumption.



ENGINEERED QUALITY

Collectors are constructed with heavy gauge steel, CNC punched and formed for factory nut and bolt assembly. Each component is powder coated prior to assembly. All seams are double sealed with urethane sealant for a dust tight seal.

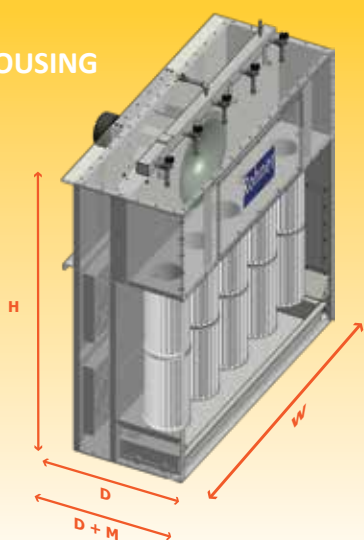
High quality aluminum 12 blade airfoil wheels provide maximum efficiency and low sound. Blowers are powered by a premium efficiency TEFC 3-phase motor.

POWDER RECOVERY COLLECTORS SPECIFICATIONS

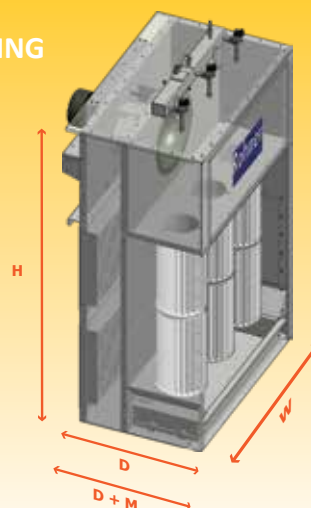
COLLECTOR DESIGN	STD.	OPT.	COLLECTOR DESIGN	STD.	OPT.
14 Gauge housing with 12 gauge structural reinforcement powder coated prior to assembly	✓		4" MERV 14 final filters with continuous monitor and auto shutdown	✓	
Double urethane sealed factory assembled seams	✓		12" HEPA final filters		✓
Direct drive aluminum airfoil, spark resistant blower	✓		UL 508 listed NEMA 12 panel: VFD variable volume, automatic back pulse timer board & lighting contactor (pre-wired)	✓	
TEFC 3-phase, 60hz high efficiency motors	✓		3/4" Quick acting 24 VDC back pulse solenoids, 90 PSI Manifold with safety valve	✓	
Roll-out collection drawers	✓		Panel mounted Magnehelic*	✓	
80/20 Nano-fiber 99.9% @ 10 micron efficient cartridge filter	✓		Fluidized recovery hopper, powder dispensing box chute and transfer pump port		✓
Dual dimple pleated spunbond, 99/9% @ 10 micron efficient cartridge filter		✓	Hinge mounted louvered filter protection panel		✓

POWDER RECOVERY COLLECTORS DIAGRAM

CM10 HOUSING



CM6 HOUSING



MODEL	W	H	D	D + M	CFM	SP (in WC)	Primary Filters	Air:Cloth* Ratio	Final Filters	Motor HP	Compressed Air** (SCFM @ 90PSI)
CM6 HOUSING											
CM4000	5'-0"	8'-0"	3'-0"	4'-3"	4000	3.25	6	2.6:1	4	5	12
CMHS4000	5'-0"	8'-0"	3'-0"	4'-3"	4000	5	6	2.6:1	4	7.5	12
CM5000	5'-0"	8'-0"	3'-0"	4'-3"	5000	3.25	6	3.3:1	4	5	12
CMHS5000	5'-0"	8'-0"	3'-0"	4'-3"	5000	5	6	3.1:1	4	7.5	12
CM6000	5'-0"	8'-0"	3'-0"	4'-3"	6000	4	6	3.9:1	4	7.5	12
CMHS6000	5'-0"	8'-0"	3'-0"	4'-5"	6000	5	6	3.9:1	4	10	12
FRH-6	-	-	-	-	-	-	-	-	-	-	35
LFPP-6	-	-	-	-	-	-	-	-	-	-	-
CM6 HOUSING											
CM7000	8'-0"	8'-0"	3'-0"	4'-5"	7000	4	10	2.8:1	6	10	20
CMHS7000	8'-0"	8'-0"	3'-0"	4'-5"	7000	5	10	2.8:1	6	10	20
CM8000	8'-0"	8'-0"	3'-0"	4'-5"	8000	4	10	3.1:1	6	10	20
CMHS8000	8'-0"	8'-0"	3'-0"	4'-5"	8000	5	10	3.1:1	6	10	20
CM9000	8'-0"	8'-0"	3'-0"	4'-5"	9000	4	10	3.5:1	6	10	20
CMHS9000	8'-0"	8'-0"	3'-0"	4'-5"	9000	5	10	3.5:1	6	10	20
CM10000	8'-0"	8'-0"	3'-0"	4'-5"	10000	4	10	3.9:1	6	10	20
CMHS10000	8'-0"	8'-0"	3'-0"	4'-9"	10000	5	10	3.9:1	6	15	20
FRH-10	-	-	-	-	-	-	-	-	-	-	50
LFPP-10	-	-	-	-	-	-	-	-	-	-	-

*Standard 80/20 Nano-fiber filter **Filtered and regulated: clean, oil free, and dry air required. H - Height excludes 12" manifold

TABLE LEGEND

FRH = Fluidized Recovery Hopper LFPP = Louvered Filter Protection Panel

CMHS = Upgraded static pressure performance to 5in WC, for highvolume applications. NOTE: HS units may exceed 83db. (sound estimate)

Specifications and designs are subject to change, and substitutions without notice are at the manufacturer's sole discretion. Customer is responsible for determining the suitability of the equipment for its intended use. Additional equipment or modifications may be required to meet local building and process-specific regulatory codes and are the responsibility of the Customer.



www.rohner-usa.com

888-885-7641