



STANDARD FEATURES

- Premium 18 gauge G90 galvanized steel construction
- Precision-punched, nut and bolt construction
- Quiet blower with explosion-proof motor
- Filtered intake air
- High-efficiency, color-correct, T-8 fluorescent light fixtures
- 20 x 20 Industry standard filters
- Large access door, 3ft. x 7ft., with tempered observation window
- Built-in spill containment
- Paint storage area and work bench
- Easy field installation

INDUSTRIES FOR PAINT MIX ROOMS



Aerospace
& Defense



Manufacturing
& Industrial



Automotive



Transit Bus
& Rail



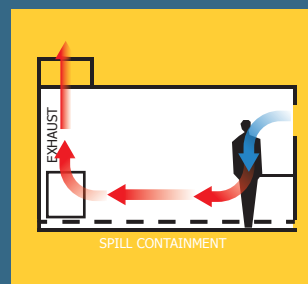
Heavy Equipment
& Fleet Refinish



Marine

Rohner Paint Mix Rooms offer a secure, controlled environment for you to safely mix paint while reducing exposure to harmful toxins and vapors.

Rohner Paint Mixing Rooms are a perfect fit for small one-man shops or large finishing facilities and they can be used as a stand-alone unit or attached directly to any of our Rohner Paint Spray Booths.



SPILL CONTAINMENT



OPTIONAL PAINT KITCHEN
EQUIPMENT SUPPORT



OPTIONAL BARREL RAMP
AND DOUBLE DOORS

SAFETY STANDARDS

Rohner's paint mix rooms are constructed to NFPA 33 standards and provide a safe, clean, and contained area to store, dispense, and mix paint.

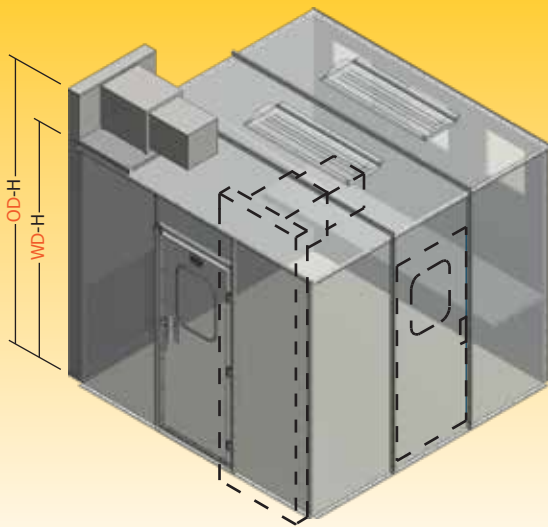
Continuous ventilation of clean filtered air, introduced at the top of the wall over the work bench, reduces the operator's exposure to hazardous fumes.

Ventilation rates are sized at a minimum of 8 times the NFPA requirements to further reduce the operator's exposure.

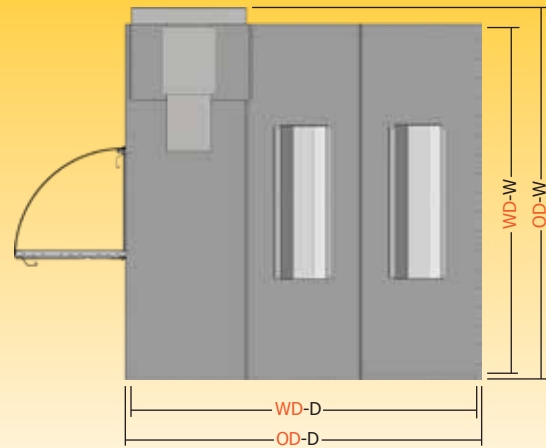
PAINT MIX ROOM SPECIFICATIONS

ROOM DESIGN	STD.	OPT.	ROOM DESIGN	STD.	OPT.
18 Gauge galvanized construction	✓		3' x 7' Access door with 18" x 24" tempered glass window	✓	
Powder coated white finish		✓	Automatic door closure		✓
Industrial UL listed fluorescent four tube light fixtures	✓		4" Access door spill containment threshold	✓	
1,200 CFM backward inclined ultra-quiet exhaust blower with 1/4hp 115V/60/1 explosion proof motor	✓		36"W x 4"H x 24"D barrel ramp constructed of 1/4" painted diamond plate steel, interior/exterior		✓
1,200 CFM supply blower/plenum for a balanced clean room environment		✓	2' deep 14 gauge galvanized mix bench		✓
Spill containment sump with grated cover		✓	Integrated 12 gauge pump mounting support		✓

PAINT MIX ROOM DIAGRAM



PERSPECTIVE VIEW



PLAN VIEW

NOTE: Perspective shown with alternative plenum and door locations (to be determined in the field). Access door can be placed in any wall panel other than a corner panel. Exhaust plenum can be placed in any wall panel not connected to the mix bench.

MODEL	Working Dim. (WD)			Overall Dim. (OD)			Area (Sq Ft)	Std. Lights	Intake Filters	Man Doors
	W	H	D	W	H	D				
6'-0" WIDE										
MX-6-8-9-N	6'-0"	8'-0"	9'-0"	6'-9"	9'-8"	9'-4"	54	2	2	1
MX-6-8-12-N	6'-0"	8'-0"	12'-0"	6'-9"	9'-8"	12'-4"	72	2	2	1
MX-6-8-15-N	6'-0"	8'-0"	15'-0"	6'-9"	9'-8"	15'-4"	90	2	2	1
MX-6-8-18-N	6'-0"	8'-0"	18'-0"	6'-9"	9'-8"	18'-4"	108	3	2	1
9'-0" WIDE										
MX-9-8-6-N	9'-0"	8'-0"	6'-0"	9'-9"	9'-8"	6'-4"	54	2	3	1
MX-9-8-9-N	9'-0"	8'-0"	9'-0"	9'-9"	9'-8"	9'-4"	81	2	3	1
MX-9-8-12-N	9'-0"	8'-0"	12'-0"	9'-9"	9'-8"	12'-4"	108	3	3	1
MX-9-8-15-N	9'-0"	8'-0"	15'-0"	9'-9"	9'-8"	15'-4"	135	3	3	1
12'-0" WIDE										
MX-12-8-6-N	12'-0"	8'-0"	6'-0"	12'-9"	9'-8"	6'-4"	72	2	4	1
MX-12-8-9-N	12'-0"	8'-0"	9'-0"	12'-9"	9'-8"	9'-4"	108	3	4	1
MX-12-8-12-N	12'-0"	8'-0"	12'-0"	12'-9"	9'-8"	12'-4"	144	3	4	1

NOTE: Standard Mix Room is non-pressurized and includes: (1) Access door with a 4" access door spill containment threshold.

MX = PAINT MIX ROOM N = NON-PRESSURIZED

Specifications and designs are subject to change, and substitutions without notice are at the manufacturer's sole discretion. Customer is responsible for determining the suitability of the equipment for its intended use. Additional equipment or modifications may be required to meet local building and process-specific regulatory codes and are the responsibility of the Customer.



www.rohner-usa.com
888-885-7641