



STANDARD FEATURES

- Premium 18 gauge G90 galvanized steel (powder coat white or stainless steel option).
- Smooth interior surface for easy cleaning.
- Expandable sections for future growth spray area
- Roll-away quick color change reclaim hopper with fluidized bed.
- High static quiet blower with TEFC direct drive motor.
- VFD controlled variable volume for maximized transfer efficiency.
- Automatic back pulse cleaning.
- High-efficiency, T-8 fluorescent Class I Div. II lighting
- Horizontal airflow with adjustable velocity

INDUSTRIES FOR IN-LINE PROCESS RECOVERY BOOTHS



Aerospace
& Defense



Manufacturing
& Industrial



Automotive



Transit Bus
& Rail

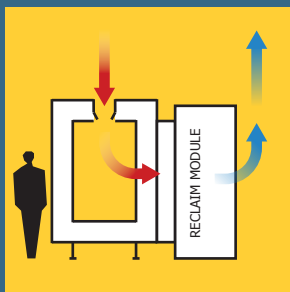


Heavy Equipment
& Fleet Refinish



Marine

Rohner In-Line Process Recovery Booths are designed with optimal airflow for powder containment and application efficiency, and are the perfect solution for bringing the advantages of Batch Non-Recovery Booth/Reclaim cartridge collector efficiency to your powder coating process. Our standard powder coating booths control air uniformly through all the booth openings, exhausting air and collecting excess powder through the two-stage filters of the collector modules. Rohner In-Line Process Powder Recovery Booths can be designed for automatic or manual gun usage, and they provide a superior application process as the conveyor slot allows for your racked parts to move through the spray area via conveyor rail.



IN-LINE PROCESS RECOVERY
BOOTH AIRFLOW



PRE-MOUNTED AND
WIRED CONTROL PANEL



CLEAN INTERIOR
FINISH

AFFORDABLE PERFORMANCE

Efficient airfoil blower wheels, premium efficiency motors and VFDs are just a few of the standard components that assure optimal performance of each powder booth.

High cloth to air ratio filter design, automatic back pulse cleaning and 5" static pressure rated blower ensures consistent air flow, maximum transfer efficiency and extended filter life.

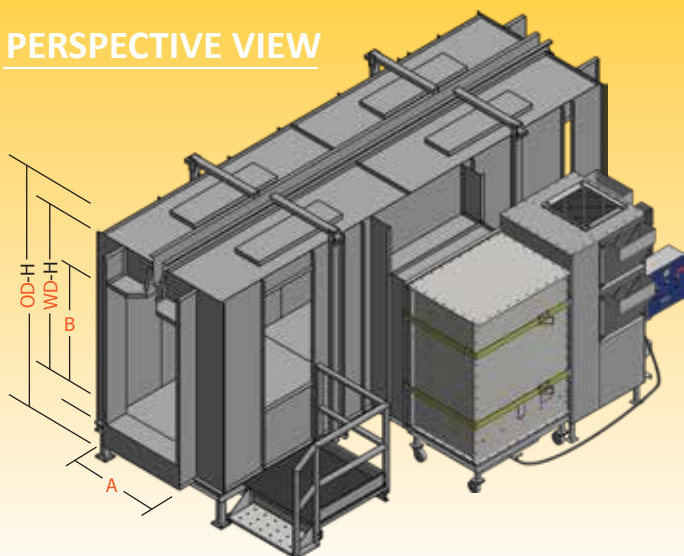
Booths are designed to meet or exceed NFPA33 and IFC Chapter 24 requirements. Consult your local authority having jurisdiction for additional requirements before purchasing.

IN-LINE PROCESS RECOVERY BOOTH

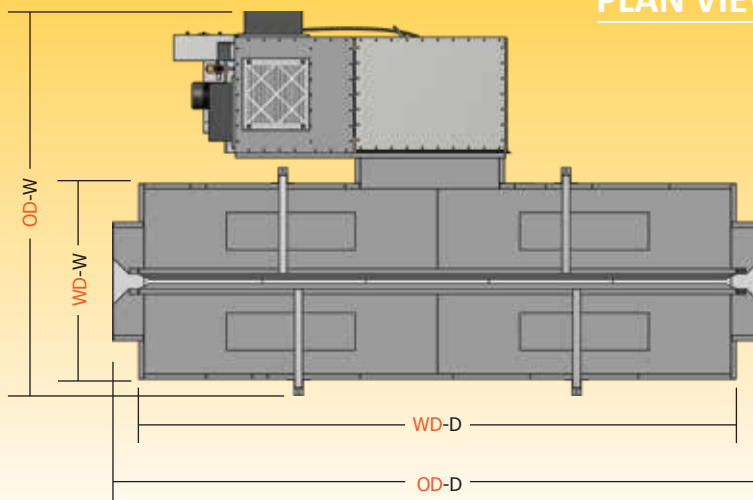
ROOM DESIGN	STD.	OPT.	ROOM DESIGN	STD.	OPT.
18 Gauge galvanized construction	✓		Elevated structural platform with adjustable canopy supports and part opening vestibules	✓	
HEPA final filters		✓	Operator touch-up window with Dutch style door	✓	
Class I Div. II sealed inside access light fixtures with color correct lamps	✓		Operator platforms, safety rail, and steps		✓
RM Series Reclaim Module with 80/20 nano-fiber cartridge filter, MERV 14 redundant final filters and 5" static pressure rating	✓		UL 508 listed NEMA 12 panel: VFD variable volume, automatic back pulse timer board, lighting contactor, reclaim hopper, and transfer pump solenoid control.	✓	
Powder coated white finish or stainless steel construction		✓	Roll on/off V-groove caster kit		✓
Automatic gun slots and conveyor shroud		✓	Additional rollaway quick color change filter housing		✓

IN-LINE PROCESS RECOVERY BOOTH DIAGRAM

PERSPECTIVE VIEW



PLAN VIEW



MODEL	Working Dim. (WD)			Overall Dim. (OD)			Part Opening		Operator Openings	Light Fixtures	CFM
	W	H	D	W	H	D	A	B			
PPB35 Series											
PPB4000-5-6-16	5'-0"	6'-0"	20'-0"	11'-9"	8'-4"	24'-0"	2'	3'	2	4	4000
PPB5000-5-7-16	5'-0"	7'-0"	20'-0"	11'-9"	9'-4"	24'-0"	2'	4'	2	4	5000
PPB6000-5-8-16	5'-0"	8'-6"	20'-0"	11'-9"	10'-4"	24'-0"	3'	5'	2	4	6000
PPB46 Series											
PPB7000-6-7-18	6'-0"	7'-0"	22'-0"	12'-9"	9'-4"	26'-0"	4'	4'	2	4	7000
PPB8000-6-8-18	6'-0"	8'-0"	22'-0"	12'-9"	10'-4"	26'-0"	4'	5'	2	4	8000
PPB9000-6-9-18	6'-0"	9'-6"	22'-0"	12'-9"	11'-4"	26'-0"	4'	6'	2	4	9000
PPB57 Series											
PPB9000-7-8-20	7'-0"	8'-0"	24'-0"	13'-9"	10'-4"	28'-0"	5'	5'	2	4	9000
PPB10000-7-9-20	7'-0"	9'-0"	24'-0"	13'-9"	11'-4"	28'-0"	5'	6'	2	4	10000
PPB12000-7-10-20	7'-0"	10'-6"	24'-0"	13'-9"	12'-4"	28'-0"	5'	7'	2	4	12000

NOTE: Process Powder Booth Overall dimensions include a 1'-6" H raised platform and 2' D vestibules on either end.

PPB35 Series = Max part window of 3'W x 5'H

PPB46 Series = Max part window of 4'W x 6'H

PPB57 Series = Max part window of 5'W x 7'H

Specifications and designs are subject to change, and substitutions without notice are at the manufacturer's sole discretion. Customer is responsible for determining the suitability of the equipment for its intended use. Additional equipment or modifications may be required to meet local building and process-specific regulatory codes and are the responsibility of the Customer.



www.rohner-usa.com
888-885-7641